

Week 4 Virtual Camp Sampler

(Ages 3-4)




**METROPARKS
TOLEDO**

MONDAY

Phases of the Moon: Have a parent help you remove one half of eight Oreos. Next use a spoon or a toothpick and scrape away the inside filling to match each phase of the moon. Best part...you can eat them once you're done! (Photo from Nature Watch)

1


New Moon



This is the first of the Moon phases. The Moon is not visible (except during a solar eclipse) because the Moon is in between the Sun and the Earth and the Sun's light is shining on the back side of the Moon.

5


Full Moon



The full Moon occurs when the Earth is between the Moon and the Sun. The Moon as seen from the surface of the Earth is fully illuminated by the Sun at this time, presenting a fully lit circle to viewers on Earth. This is the phase that a lunar eclipse occurs in if the Moon, Earth and Sun are lined up closely.

2


Waxing Crescent Moon



"Waxing" means the lit part of the Moon is getting bigger. When the Moon is waxing, the bright part is on the right side of the Moon (in the Northern hemisphere). The Moon appears to be partially illuminated.

6


Waning Gibbous Moon



"Waning" means the lit part of the Moon is shrinking. When the the Moon is said to be waning, we see a little less of the Moon each day until it completely disappears when the new Moon phase occurs. The bright part is on the left side of the Moon when it is waning. The Moon appears to be more than one-half illuminated by direct sunlight.

3


First Quarter Moon



One-half of the Moon appears to be illuminated by direct sunlight. The fraction of the Moon that is illuminated is increasing.

7


Third Quarter Moon



One-half of the Moon appears to be illuminated by direct sunlight. The fraction of the Moon's face that is illuminated is decreasing.

4


Waxing Gibbous Moon



More than half of the Moon appears to be lit. The fraction of the Moon's face that is illuminated is increasing.

8

Waning Crescent Moon



The Moon appears to be partially illuminated by direct sunlight. The fraction of the Moon that is illuminated is decreasing. After this phase, the Moon goes to the new Moon phase and the cycle begins again.

TUESDAY

Night Vision: Get a light colored piece of scrap paper and a few crayons in different colors. Color on the scrap paper with each color. Find a dark place to look at your scrap paper. Can you still see all the different colors? People are not as well adapted as nocturnal animals, who come out at night, to see in the dark. That's why it is very difficult to see the colorful crayons in the dark.

WEDNESDAY

The Story of the Night Sky:

Native American children often learned life lessons through stories or legends. Here is one about the creation of the night sky:

A long while back, only animals lived on Earth. At first they all got along but soon they began to fight. The Great Spirit knew that something needed to be done to stop the fighting and quickly covered the Earth in a blanket of darkness. This was not fun.

The bear offered to help bring back the light. He told all the animals that with his strength he could pull the blanket down so it would be light again. He reached his big paw out and swiped at the dark blanket. His claws made a rip in the blanket but that was it.

Next, the Vulture stepped up. Vulture was sure that he could fly up and tear the blanket down with his beak. He flew fast and hard at the blanket and POP! His head went right through. The problem was he got stuck. It was hot on the other side of the blanket and by the time the other animals were able to pull him out ALL the feathers on the top of his head had been singed off (that's why, today, vultures are bald).


Finally the Hummingbird, although very small, offered to help. Hummingbird was very fast and began pecking holes one at a time in the dark blanket. Light quickly began to shine through each hole and even made pretty pictures in the dark blanket. The animals began to cheer. The Great Spirit saw this and made note of the teamwork done to pull out Vulture and the team spirit in rooting Hummingbird on.

The Great Spirit decided that he would remove the blanket and bring the full light back but only for half the day. The other half of the day he would put the blanket back to remind the animals to this day that life is more pleasant when everyone works together.

Can you guess which night sky features each animal in the story created?

THURSDAY

Nature Journal: Sit outside at dusk and listen for the night sounds (ask you parents first, of course). Draw pictures of what you think was making each night sound:



Grey treefrog



Katydid



Screech owl

FRIDAY

Spider Web Wonders: Copy one or more sets of spider web lacing cards onto cardstock. Laminate, if desired. Use a hole punch to create holes at each. On the lacing cards, children may lace cards with yarn, ribbon, or long shoelaces. Encourage children to tell stories about the spiders as they work. What do children think about the fact that different spiders weave different kinds of webs?

