

# Week 6 Virtual Camp Sampler

(Ages 3-4)



## MONDAY

**Bottle Cap Tic-Tac-Toe:** A city/county recycling coordinator teaches people how to recycle. They also help make it easy for people to drop-off their recyclables. Draw a Tic-tac-toe board on a piece of paper. Next collect ten bottle caps from plastic bottles. Draw an X on five or them and an O on five them. Use them on your Tic-tac-toe board. Can you think of other games you can play with them?

## TUESDAY


**Naturalist:** A park naturalist helps people identify and learn about plants, amphibians, insects and animals in a park or nature center. Sometimes this is done through fun games.

Check out this game on camouflage here:  
[https://youtu.be/1wqHziN\\_R74](https://youtu.be/1wqHziN_R74)



## WEDNESDAY

**Coloring:** A park naturalist may also teach people about trees. Have fun coloring this picture below and then visit Wildwood Preserve Metropark and see if you can find the location of this drawing. Hint: there is a bridge in the background.





Graphic by Angela Metcalf



## THURSDAY

**Nature Journal:** Spend some time outside today looking at the clouds. Draw a few that you see below or in your nature journal. Do you see any that are shaped like a tree, mountain or house? What other shapes do you see?



## FRIDAY

**Cloud Tracing:** Clouds might look nice and fluffy, but they really aren't solid at all! Clouds are made of small water crystals in the sky. These crystals can be arranged in the sky in many different shapes and heights, forming the different types of cloud shapes we can see. In the activity below, you can try your hand at making cloud shapes.

Materials: Aerosol Shaving Cream, A Flat Surface (ex. Countertop, Cookie Sheet, Serving Tray)

Find a flat surface that can be easily cleaned afterwards, countertops or serving trays work well. Carefully, spray some shaving cream onto the surface and begin to spread it with your hands. Using this unconventional art medium, begin tracing some cloud shapes in your shaving cream. You can copy cloud shapes below, look at the clouds in the sky today, or get creative and make up your own cloud designs.

Cumulus Clouds are big, puffy white clouds. They form low in the sky and look like a clump of cotton balls.

Cirrus Clouds are thin, long strands of clouds. They can occur at any height and look like wispy and light

